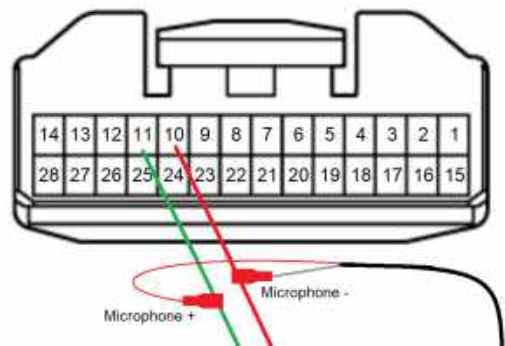
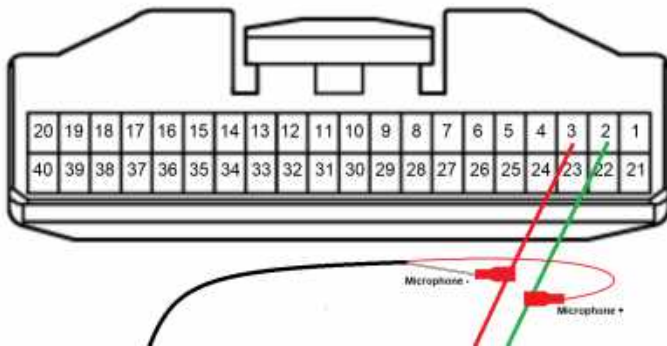


LEX5/LEX5LS Factory Microphone Retention

The VLine VL2 / VLite VT2 products can retain the factory microphone in this vehicle with our supplied 3.5mm to 2 Wire harness and 2 Posi-Taps. The factory microphone wires are located behind the display on a 28 pin or 40 pin connector. You will need to connect the Microphone +/- from our adapter harness to the factory Microphone +/- wires with the supplied Posi-Taps. **How-to video:** https://bit.ly/wlex5mic_howto
Below are those listed by vehicle make:

Connectors shown from Wire/Harness side view



40 Pin Connector:

Prius, GX, and RX

Microphone + / Green Wire / Pin Slot 2

Microphone - / Red Wire / Pin Slot 3

28 Pin Connector:

Land Cruiser, GS, LS, IS, LX, and ES

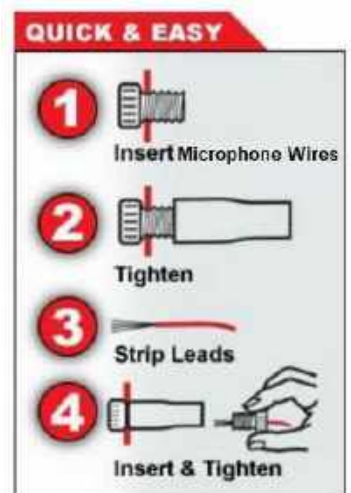
Microphone + / Green Wire / Pin Slot 11


Microphone - / Red Wire / Pin Slot 10

In some vehicles the Factory Red and Green wire colors might be flipped compared to our drawing. The different colors can be used instead of red and green. The “Pin Slot” is always the correct polarity for the factory microphone. Please ensure the Microphone +/- wires are connected to the correct pin slot and not solely based off wire color. **How-to video:** https://bit.ly/wlex5mic_howto


Here are the steps to connect these wires:

1. Locate the 40 or 28 pin factory connector
2. Find the Green and Red wires for the factory microphone
3. Connect a Posi Tap to each wire
4. Take our 3.5mm to 2 wire harness and insert the Red and White wires in the top of the Posi Taps. (Red is Microphone + and Black is Microphone -)
5. Tighten both Posi Taps and ensure both wires are seated fully





28 Pin Connector:
 Land Cruiser, GS, LS, IS, LX, and ES
 Microphone + / Green Wire / Pin Slot 11
 Microphone - / Red Wire / Pin Slot 10



40 Pin Connector:
 Prius, GX, and RX
 Microphone + / Green Wire / Pin Slot 2
 Microphone - / Red Wire / Pin Slot 3

If you experience any issues with audio quality while using the factory microphone, please ensure the microphone gain is not set too high. We recommend using around 20-30 for the factory microphones.

Here is where to find that on the VL2:

1. Go to the Hamburger Menu in the Upper Left of the VLine Home Screen
2. Open Settings from the Hamburger Menu
3. Scroll down and find Microphone Gain

Here is where to find that on the VT2:

1. Open Settings from the VLite Home Screen
2. Scroll down and find Microphone Gain

How-to video:
https://bit.ly/wlex5mic_howto